

# Our Lady's Catholic Primary School

## Year 4 Curriculum Newsletter: Spring Term 2023



This term, we will focus on multiplication and division, and apply it to daily situations and word problems.

We will also look at fractions and mixed number fractions. In our measurements units, we will be focussing on length and perimeter

### Picture This!

Through quality texts and opportunities to be historians, we will be immersing ourselves into the lives of the Anglo Saxons and Vikings!



Reading, writing, phonics and SPaG continue to be taught daily. Reading sessions will focus on fluency, speed and accuracy as well as skills to develop comprehension. Our Power of Reading teaching, will focus on journeying through the Texts, such as 'Arthur and the Golden Rope,' and exploring the features of different writing genres. Modelled and shared writing lessons will lead to the children having the opportunity to plan, draft, edit and improve their writing. We will continue to follow the kinetic handwriting scheme in order to refine a joined writing style.

Our main focus will be electricity. We will explore how electric circuits work, and what we need to make them successful. We will look at the wonderful opportunities electricity offers us, as well as the dangers it presents and how we can keep safe.



### Reminders

PE days: Wednesday  
Thursday – Swimming  
Full PE kit to be worn to school.

Please send in Water bottles, Book bags with reading records and reading / library books every day please.



### RE



Community: We will be exploring the ideas of community, as we believe the experience of community is an essential and enjoyable part of life for people of every age and faith.

Giving and receiving: The unit will focus on being thoughtful for life, for people and gifts. This is a vital part of our relationships with one another, and when praise and appreciation are experienced, we are enabled to relate on a deeper level.

Self-discipline: Self-discipline allows us to unite ourselves with Christ in order to grow, through the practices of prayer, fasting and almsgiving.



### Humanities



This term's focus is on Anglo Saxons and Vikings. We will learn about key aspects of their daily lives and investigate how they continue to have an influence on our lives today. We will continue to explore maps focussing particularly on the countries of Europe.



### Creative Learning



In Art, we will be studying the Art Deco style. Exploring its origins and key features as well as exploring some famous artists of this style. In Design and Technology, we will be exploring simple electronic games. We will design and create our own games using batteries as a power source.











### PSHE



Our themes for PSHE this term will be based around identifying dangers and discussing strategies in order to keep ourselves safe as well as learning about our rights and responsibilities in different settings.

### Home Learning Project

Please complete each task at home and have them all in school by Friday 24<sup>th</sup> March so that you can showcase your learning. The best way to manage your time is to complete one task per week. As soon as you have completed a task, bring it in to share with the class.

			
Make a map of Europe showing the different countries. Make a fact file about one of the countries!	Imagine you are an Anglo Saxon arriving in Britain. Write a letter describing your first impressions of the place!	Carry out research about Iceland – the home country of Arthur! Find a creative way to present your information.	Find a poem about a Viking. As a challenge, you can learn it by heart and recite it to the class.
			
Make a 3D model of a Viking ship!	Design and draw out your own burglar alarm, explaining how it would work!	Draw a Viking god and describe them. Why were they important?	Make a poster about keeping safe when using electric devices. Be creative!

### Prayer Focus

There are two prayers that we pray regularly in addition to our Morning Offering, Lunchtime Prayer and Home Time Prayer. These are the Hail Mary and the Our Father.

Please practise these with your child so that they know them and understand the meaning behind them, which will support our prayer focus in school.

#### Hail Mary

Hail Mary, full of grace,  
the Lord is with thee; blessed art thou among  
women and blessed is the fruit of thy womb,  
Jesus.  
Holy Mary, Mother of God, pray for us sinners,  
now and at the hour of our death.  
Amen

#### Our Father

Our Father, Who art in heaven, Hallowed be Thy Name.  
Thy Kingdom come. Thy Will be done,  
on earth as it is in Heaven.  
Give us this day our daily bread. And forgive us our trespasses, as  
we forgive those who trespass against us.  
And lead us not into temptation,  
but deliver us from evil. Amen

### Supporting your child at home...

#### Reading

Please listen to your child read every day to support them in becoming a fluent reader and to build their 'reading mileage'. Explaining the meaning of unfamiliar words and talking about the book will help your child process and understand what they are reading. Reading to your child is a great way to model how a story should be read using expression, punctuation and intonation.

If your child is accessing Phonics teaching, they will bring home a Collins Little Wandle book matched to their phonetic ability. They may also have a sharing book to read with your support and a free choice book from our School Library.

### Healthy child, Healthy mind!

#### CHILDREN Sleep Tips!



**Bedtime Routine**  
with activities & habits the same every night



**Consistent Bedtime**  
that allows the needed amount of sleep – during weekend too



**Daily Exercise**  
to burn energy & increase body temperature



**Set the Scene**  
with a calm atmosphere in a room that's cool & dark



**Small Snack**  
before bed that is light & healthy - so not hungry



**TURN OFF DEVICES**  
at least an hour before bedtime

#### Online tools to support learning

